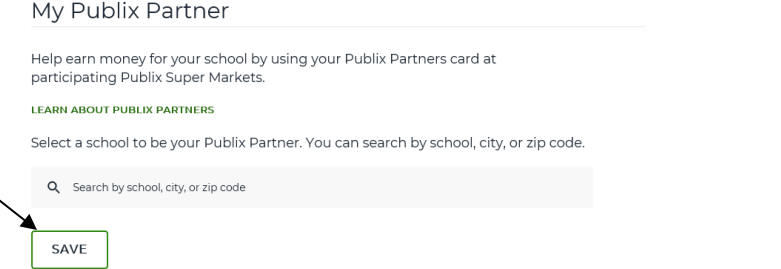
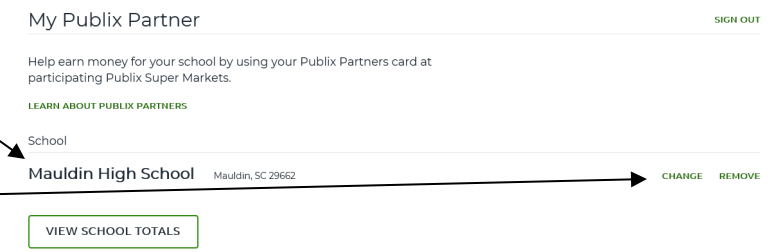
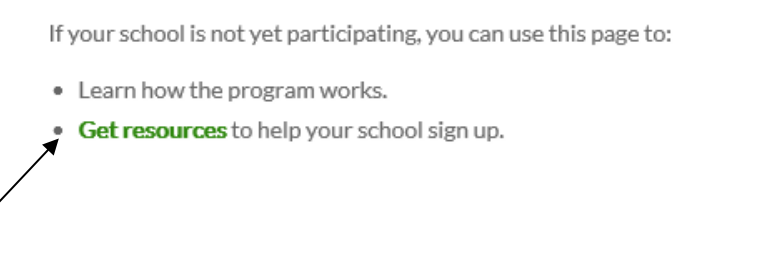


Signing Up for Publix Partners

Steps	Action	Screen Shot
1.	Go to www.publix.com/partners	
2.	Click on "Club Publix".	
3.	<ul style="list-style-type: none"> - If you don't have an account – Fill in the required information and click "Join Now". - If you have an account – Click "Log In". 	
4.	Click on your name (top right corner) to take you to your profile.	
5.	<p>On the far-right side of the tool bar, click on "My Publix Partner".</p> <p>Note: You must have selected a store and provided an address for this option to appear.</p>	
6.	Enter your schools name, city or zip code in the search field.	

7.	<p>Choose your school and click "Save".</p>	 <p>My Publix Partner</p> <p>Help earn money for your school by using your Publix Partners card at participating Publix Super Markets.</p> <p>LEARN ABOUT PUBLIX PARTNERS</p> <p>Select a school to be your Publix Partner. You can search by school, city, or zip code.</p> <p>Q Search by school, city, or zip code</p> <p>SAVE</p>
8.	<p>You should see your school's name listed as your Publix Partner.</p> <p>Note: You can change or remove this at any time.</p>	 <p>My Publix Partner SIGN OUT</p> <p>Help earn money for your school by using your Publix Partners card at participating Publix Super Markets.</p> <p>LEARN ABOUT PUBLIX PARTNERS</p> <p>School</p> <p>Mauldin High School Mauldin, SC 29662 CHANGE REMOVE</p> <p>VIEW SCHOOL TOTALS</p>
9.	<p>If your school is not listed, go back to publix.com/partners and scroll down to the "Get Resources" link and bring the downloadable application form to your school to fill out.</p>	 <p>If your school is not yet participating, you can use this page to:</p> <ul style="list-style-type: none"> • Learn how the program works. • Get resources to help your school sign up.
10.	<p>Once the form has been received by Publix and processed, you can instruct parents to follow the steps above.</p>	